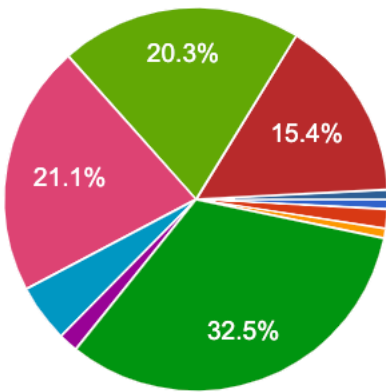


# COVID FACILITY SURVEY RESULTS

## RELEASE: AUGUST 31, 2020

In what County is your facility located?

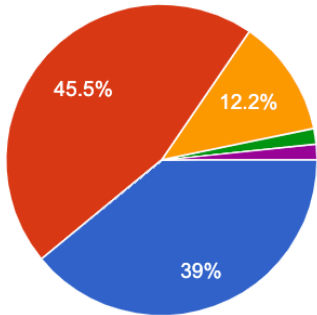
123 responses



- San Luis Obispo
  - Kern
  - San Bernardino
  - Los Angeles
  - Santa Barbara
  - Ventura
  - Riverside
  - San Diego
- ▲ 1/2 ▼

What type of facility do you represent?

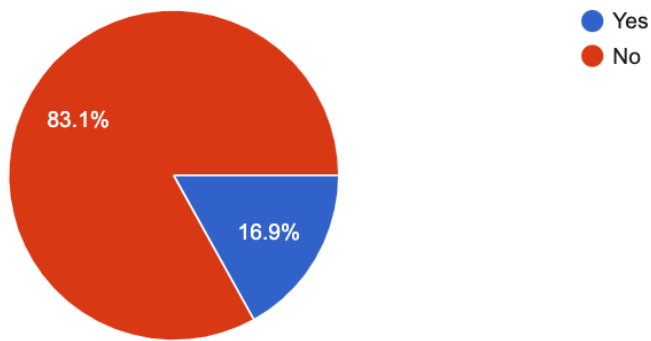
123 responses



- Public
- Private
- Resort
- Driving Range
- Golf School/Indoor Learning Center

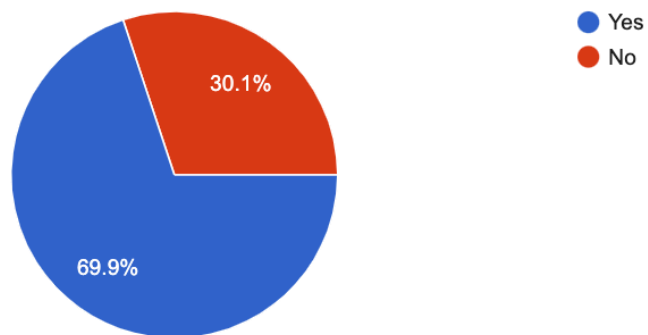
If you represent a PRIVATE facility, is the club limiting play to Members ONLY?

65 responses



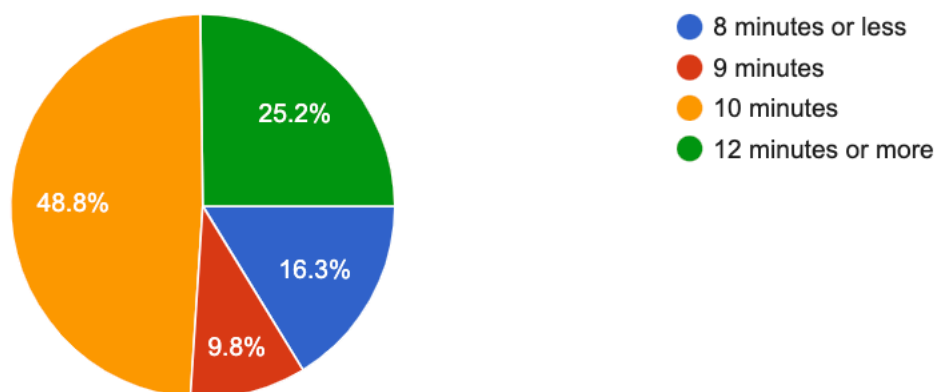
Have tee time intervals remained as is from the start of opening golf courses for activity?

123 responses



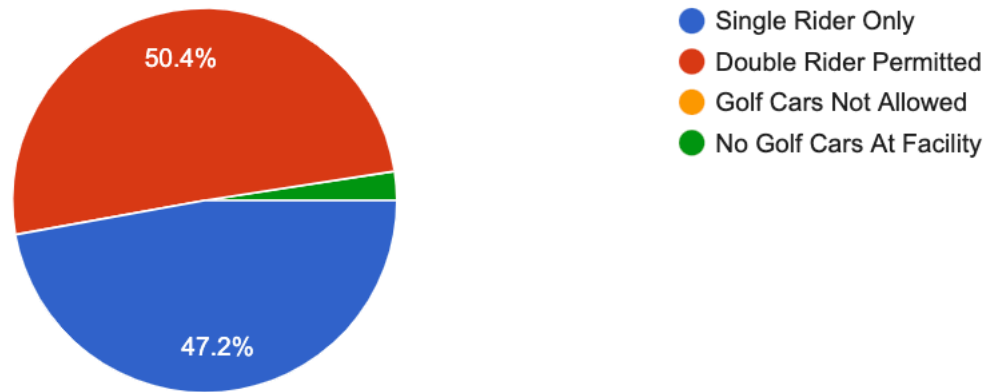
What are your facility's tee time intervals?

123 responses



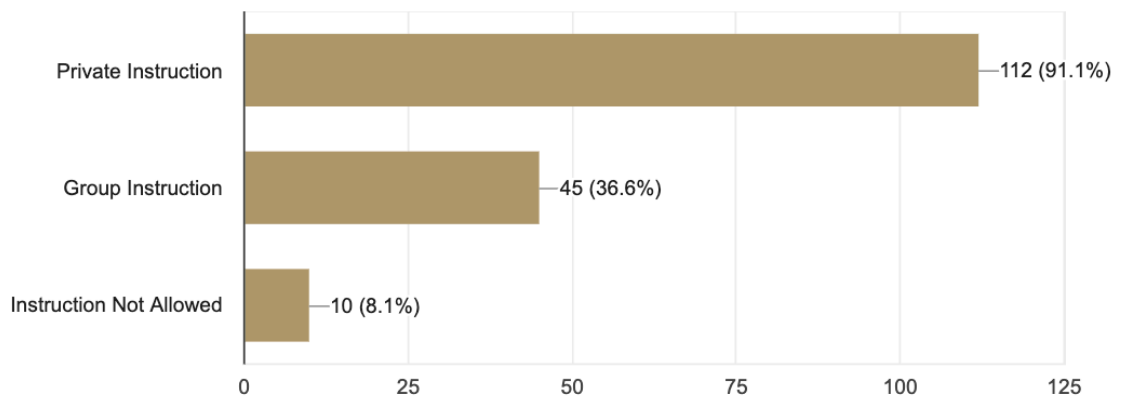
## If your facility allows golf cars, are they:

123 responses



## My facility allows (Click all that apply):

123 responses



## If you have seen an increase in rounds over the last 60-90 days, how much percentage increase has your facility experienced?

123 responses

